



Tools you need.




1

Remove battery cover.




2

Remove back cover.




3

Unplug SM module.




4

Unplug pin-rail.



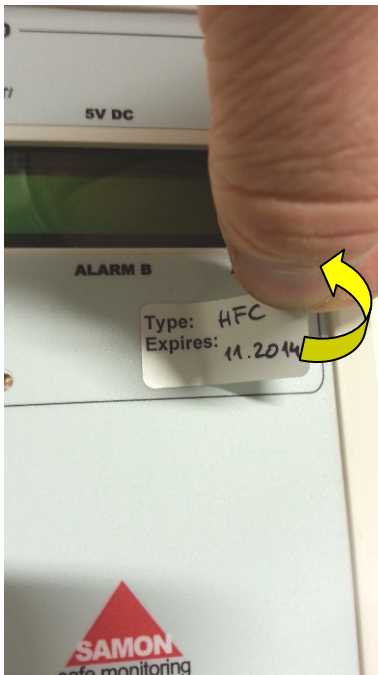
5

Mount pin-rail at new SM300 module.




6

Mount module in plug-in socket.



7

Remove old sticker.



8

Mount new sticker.