Wilhelmsen Ships Service

# Gas Distribution System

UNITOR by Wilhelmsen

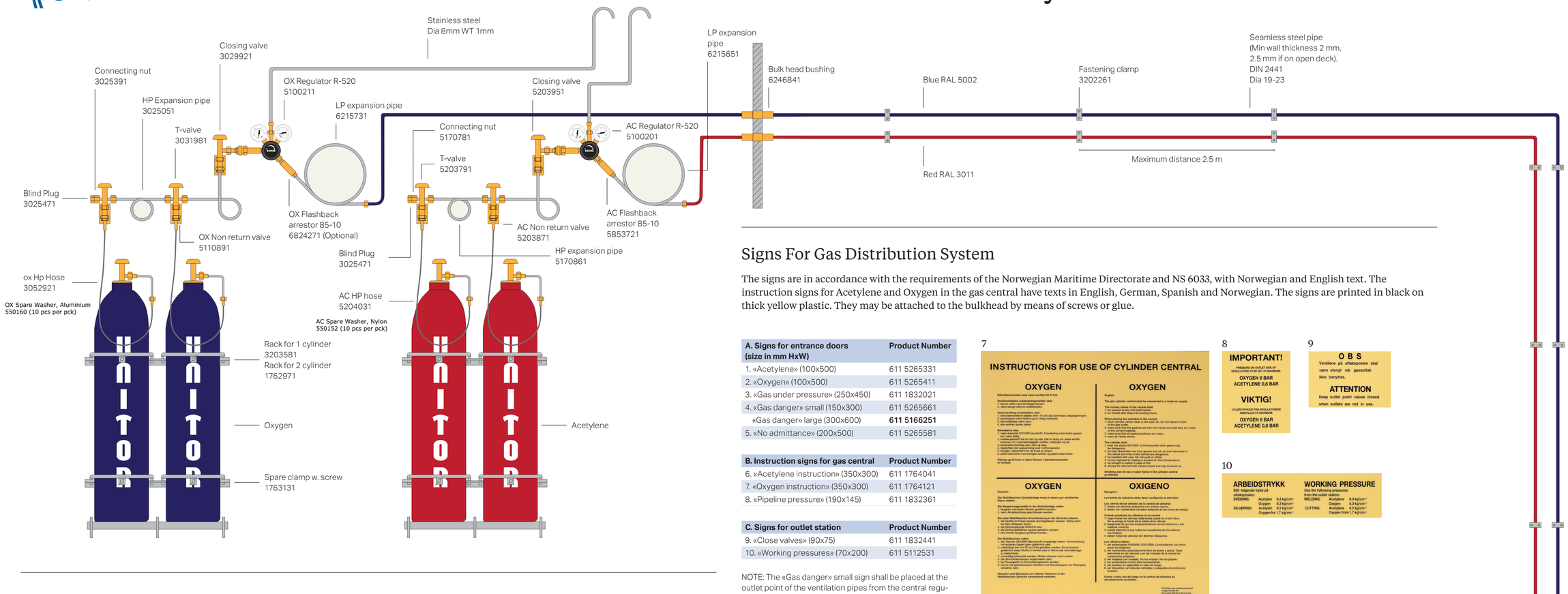


## Complete Standard Centrals

The standard centrals for Acetylene and Oxygen include all items necessary for the gas central room, including signs, racks, equipment and brackets to be screwed or welded to deck and bulkhead. Included are also pre-welded unions to be welded to the distribution pipes, and brazed to the evacuation pipes from the regulator safety valves. Cylinders and outlet station must be ordered separately.

| Product | Product Number |
|---|---|
| Central installation for 1 Acetylene + 1 Oxygen | 610 2330641 |
| Central installation for 1 Acetylene + 2 Oxygen | 610 5111701 |
| Central installation for 2 Acetylene + 2 Oxygen | 610 2348491 |
| Central installation for 2 Acetylene + 4 Oxygen | 610 5105781 |

*The centrals do not include oxygen flashback arrestor 85-10 (682427)

### Note

Gas cylinders, cylinder trolley, clamps, bushings and outlet station to be ordered separately. If central is to be placed in two separate rooms (one for acetylene, one for oxygen) the following extra signs are needed: 1832021, 5265661 and 5265581.

| Spares For Regulators | Product Number |
|---|---|
| Working gauge, Acetylene | 171-550202 |
| Contents gauge, Acetylene | 171-550186 |
| Working gauge, Oxygen | 171-550194 |
| Contents gauge, Oxygen | 171-550178 |

## The Unitor™ Gas Distribution System (GDS)

### Safety

Gas cylinders, especially those containing flammable gases may cause serious accidents if handled carelessly. Unitor™ gas distribution system is based on safe and correct storing of the gas cylinders on board, in a well ventilated room with direct access to open deck.

This means that:

- Cylinders and accessories are less subject to physical damage.
- Location of cylinders is known to everyone on board.
- Cylinders may easily be removed in case of fire on board.

### Efficiency

Moving gas cylinders around is a time-consuming and demanding operation. With Unitor™ gas distribution system on board, all cylinders can be kept in one place. Gas is piped to outlet stations placed at locations where the gas is needed. Gas is available simultaneously from several cylinders when needed.

The distribution system ensures:

- Sufficient gas flow for all welding / heating / cutting purposes.
- No interruptions during work due to change of cylinders.
- Gas pressure adjustment at the outlet station, shorter hoses, and no cylinder transport to the worksite.

### Economy

Experience has proven that when the distribution system is used, the total number of cylinders on board is normally reduced. The consumption of spares, such as cylinder regulators, flash-back arrestors and hoses, is reduced or eliminated. More important, jobs are done faster and more efficiently, and crew members are no longer exposed to the physical hazard of transporting steel cylinders weighing up to almost 100 kilos.

## Signs For Gas Distribution System

The signs are in accordance with the requirements of the Norwegian Maritime Directorate and NS 6033, with Norwegian and English text. The instruction signs for Acetylene and Oxygen in the gas central have texts in English, German, Spanish and Norwegian. The signs are printed in black on thick yellow plastic. They may be attached to the bulkhead by means of screws or glue.

| A. Signs for entrance doors (size in mm HxW) | Product Number |
|---|---|
| 1. «Acetylene» (100x500) | 611 5265331 |
| 2. «Oxygen» (100x500) | 611 5265411 |
| 3. «Gas under pressure» (250x450) | 611 1832021 |
| 4. «Gas danger» small (150x300) | 611 5265661 |
| «Gas danger» large (300x600) | **611 5166251** |
| 5. «No admittance» (200x500) | 611 5265581 |

| B. Instruction signs for gas central | Product Number |
|---|---|
| 6. «Acetylene instruction» (350x300) | 611 1764041 |
| 7. «Oxygen instruction» (350x300) | 611 1764121 |
| 8. «Pipeline pressure» (190x145) | 611 1832361 |

| C. Signs for outlet station | Product Number |
|---|---|
| 9. «Close valves» (90x75) | 611 1832441 |
| 10. «Working pressures» (70x200) | 611 5112531 |

NOTE: The «Gas danger» small sign shall be placed at the outlet point of the ventilation pipes from the central regulators.

1

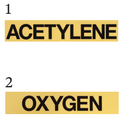


2




3

4

5

6

7




8




9




10




## Gas Outlet Station

### Model 700

Unitor™ outlet station Model 700 for bulkhead mounting is designed to obtain the highest degree of safety together with ease of operation. The standard protective cabinet, which completely encloses the outlet equipment, is made of 1.5 mm steelplate. For open deck mounting, a fibreglass cabinet is recommended. This strong cabinet is designed to give a high degree of protection. It is corrosion-proof, with stainless steel hinges and lock. As standard supply, the outlet station is fitted with the completely enclosed S55 flashback arrestors. Alternatively it may be fitted with model W-66S flashback arrestors. The outlet stations are delivered complete with installation instructions and directions for use and maintenance. A stretch-relief bracket for the welding hoses is included.

| Product | Product Number |
|---|---|
| Outlet station 700 compl. W/S55 and steel cabinet | 611 7781991 |
| Outlet station 700 without S55 and steel cabinet | 611 5503011 |
| Steel cabinet for outlet station 700 | 611 5503351 |
| Fibreglass cabinet for outlet station 700 | 611 5368051 |
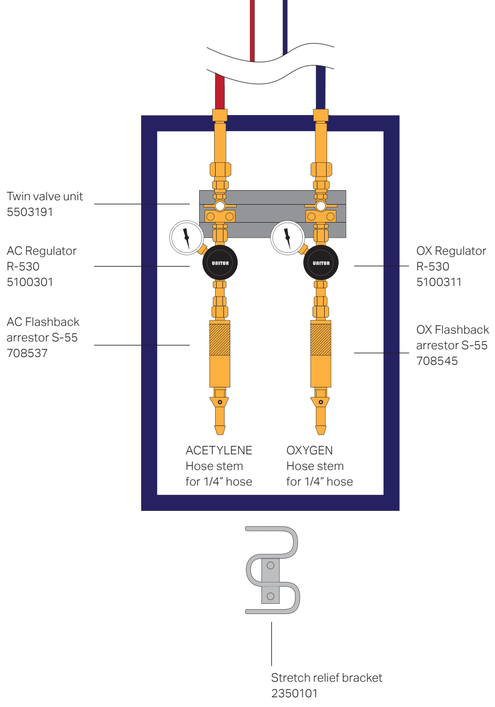
| Spares | Product Number |
|---|---|
| Working pressure gauge, Acetylene | 171 550202 |
| Working pressure gauge, Oxygen | 171 550194 |
| 10 pcs aluminium wascher for OX reg. inlet | 171 550160 |
| 10 pcs aluminium wascher for AC reg. inlet | 171 550152 |