

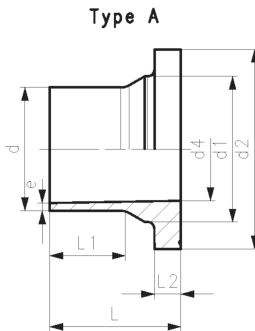
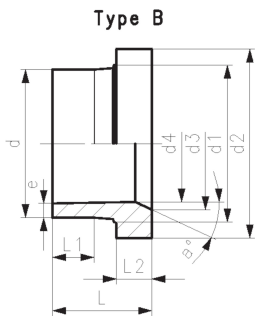
## Flange adaptor PE100 SDR11 Combined jointing face: flat and serrated

### Model:

- Long spigot
- Material: PE100
- For IR, butt- and electro fusion
- Suitable for flange connections to metric (from d110 also to ANSI/ASME B16.5)
- Up to d280, suitable for butterfly valve type 037/038/039. Above use ecoFIT adaptor for butterfly valves SDR11 (d315-d800)
- Up to d315, suitable for butterfly valve type 567/578 and 038/039. Above use ecoFIT adaptor for butterfly valves SDR11 (d355-d800)
- Gasket d20-d630: Profile flange gasket NBR No. 45 44 07, EPDM No. 48 44 07
- Gasket d710-d1000: flat gasket EPDM No. 48 40 03
- Type A without chamfer, Type B with chamfer
- 10 bar Gas / 16 bar Water

\* Not suitable for butterfly valves type 037/038/039

\*\* Not suitable for butterfly valves

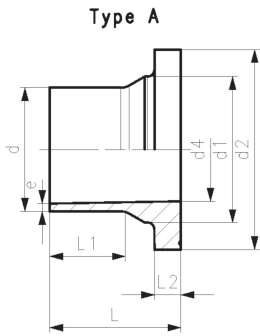


d (mm)	DN (mm)	FM	Code	Weight (kg)
20	15	IR	753 800 006	0.022
25	20	IR	753 800 007	0.037
32	25	IR	753 800 008	0.056
40	32	IR	753 800 009	0.081
50	40	IR	753 800 010	0.119
63	50	IR	753 800 011	0.187
75	65	IR	753 800 012	0.314
90	80	IR	753 800 013	0.471
110	100	IR	753 800 014	0.706
125	100	IR	753 800 015	0.883
140	125	IR	753 800 016	1.348
160	150	IR	753 800 017	1.718
180	150	IR	753 800 018	2.035
200	200	IR	753 800 019	2.899
225	200	IR	753 800 020	3.208
250	250		753 800 021	4.878
280	250		753 800 022	4.925
*	315	300	753 800 023	7.135
	355	350	753 800 224	10.400
	400	400	753 800 225	14.500
	450	500	753 800 226	23.700
	500	500	753 800 227	27.100
**	560	600	753 800 028	40.000
**	630	600	753 800 029	42.300
**	710	700	753 800 030	56.379
**	800	800	753 800 033	72.636

d (mm)	DN (mm)	d1 (mm)	d2 (mm)	d3 (mm)	d4 (mm)	L (mm)	L1 (mm)	L2 (mm)	e (mm)	a°	Type
20	15	27	45		16	85.0	41.0	7	1.9		A
25	20	33	58		20	90.5	62.0	9	2.3		A
32	25	40	68		26	91.5	61.0	10	3.0		A
40	32	50	78		32	94.5	61.5	11	3.7		A
50	40	61	88		40	90.0	62.0	12	4.6		A
63	50	75	102		51	98.0	69.0	14	5.8		A
75	65	89	122	66	61	125.0	89.0	16	6.8		B
90	80	105	138	78	73	140.0	103.0	17	8.2		B
110	100	125	158	100	90	160.0	114.0	18	10.0		B
125	100	132	158	114	102	170.0	125.0	25	11.4		B
140	125	155	188	127	114	200.0	147.0	25	12.7		B
160	150	175	212	151	130	200.0	147.0	25	14.6		B

# Data sheet

valid from: 11/29/17



	d	DN	d1	d2	d3	d4	L	L1	L2	e	a°	Type
	(mm)	(mm)	(mm)	(mm)	(mm)	(mm)	(mm)	(mm)	(mm)	(mm)		
	180	150	180	212	158	147	200.0	170.0	30	16.4		B
	200	200	232	268	203	163	200.0	128.0	32	18.2		B
	225	200	235	268	210	184	200.0	138.0	32	20.5		B
	250	250	285	320	252	202	220.0	129.0	35	22.7		B
	280	250	291	320	265	229	231.0	144.0	35	25.4		B
*	315	300	335	370	300	257	239.0	158.0	35	28.6		B
	355	350	373	430	342	284	267.0	170.0	40	32.0		B
	400	400	427	482	387	320	292.0	185.0	46	36.0		B
	450	500	514	585	400	360	330.0	205.0	60	41.0		B
	500	500	530	585	442	400	351.0	220.0	60	46.0		B
**	560	600	615	685	490	458	365.0	230.0	60	50.9		B
**	630	600	642	685	545	515	385.0	250.0	60	57.3		B
**	710	700	737	800		581	400.0	280.0	60	64.5		A
**	800	800	840	905		652	400.0	280.0	65	74.0		A

The technical data are not binding. They neither constitute expressly warranted characteristics nor guaranteed properties nor a guaranteed durability. They are subject to modification. Our General Terms of Sale apply.

Georg Fischer Piping Systems Ltd, Postfach, CH-8201 Schaffhausen/Switzerland

Phone +41 -(0)52-631 1111

e-mail: [info.ps@georgfischer.com](mailto:info.ps@georgfischer.com)

Internet: <http://www.gfps.com>