



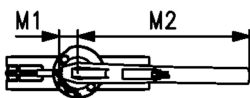
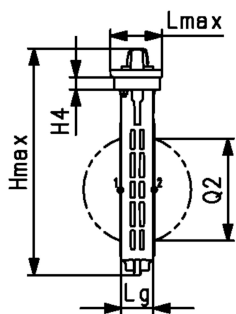
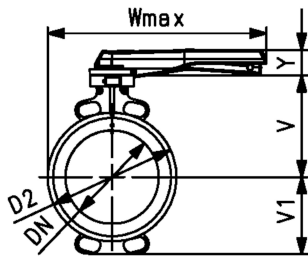
Wafer stil, Spjeldventil 565 manuell PVDF/PA-GF
Med spak
Standard flens standard/ANSI/BS/JIS
Egnet for ABS, PVC-U, PVC-C, ecoFIT og PROGEF systemer

Modell:

- Installasjonslengde: EN558 rad 20, ISO 5752 rad 20, API tabell 2
- Flens standard: ISO 7005 PN10/16, EN 1092 PN10/16, DIN 2501 PN10/16, ANSI/ASME B 16.5 Class 150, BS 1560: 1989 Class 125/150; BS 4504 PN10/16, JIS B 2220 10K, JIS B 2239 10K
- For enkel montering og demontering
- Låsbart ergonomisk håndtak
- Egnet for vann og vannbehandlings-applikasjoner (f.eks. sjøvann, drikkevann og industrielt vann)

Opsjon:

- Individuell konfigurasjon av ventilen er mulig
- Luftstyrte eller elektriske aktuatorer fra GF
- Dobbel sensor for elektrisk posisjonstilbakemelding inkl. visuell LED



| d (mm) | DN (mm) | PN (bar) | EPDM Kode | FKM Kode | Vekt (kg) |
|-----------|------------|-------------|--------------|-------------|--------------|
| 63 | 50 | 16 | 199 565 000 | 199 565 020 | 1,4 |
| 75 | 65 | 16 | 199 565 001 | 199 565 021 | 1,6 |
| 90 | 80 | 16 | 199 565 002 | 199 565 022 | 1,8 |
| 110 | 100 | 16 | 199 565 003 | 199 565 023 | 2,7 |
| 140 | 125 | 16 | 199 565 004 | 199 565 024 | 3,3 |
| 160 | 150 | 16 | 199 565 005 | 199 565 025 | 4,3 |
| 225 | 200 | 10 | 199 565 006 | 199 565 026 | 5,7 |

| D2 (mm) | Wmax (mm) | Y (mm) | V (mm) | V1 (mm) | Hmax (mm) | Lmax (mm) | H4 (mm) | Q2 (mm) | Lg (mm) | M1 (mm) | M2 (mm) |
|------------|--------------|-----------|-----------|------------|--------------|--------------|------------|------------|------------|------------|------------|
| 100,0 | 264,0 | 53,0 | 133,5 | 63,0 | 249,5 | 96,0 | 23,0 | 28,5 | 43,0 | 35,5 | 204,5 |
| 121,0 | 271,0 | 53,0 | 140,0 | 82,0 | 275,5 | 96,0 | 23,0 | 44,0 | 46,0 | 35,5 | 204,5 |
| 138,0 | 273,5 | 53,0 | 146,0 | 89,0 | 288,0 | 96,0 | 23,0 | 63,5 | 46,0 | 35,5 | 204,5 |
| 158,5 | 334,0 | 53,0 | 166,5 | 104,0 | 324,0 | 96,0 | 23,0 | 84,0 | 52,0 | 35,5 | 254,5 |
| 187,0 | 348,0 | 53,0 | 180,0 | 118,0 | 351,0 | 96,0 | 23,0 | 110,5 | 56,0 | 35,5 | 254,5 |
| 213,0 | 426,0 | 53,0 | 189,0 | 130,5 | 372,5 | 96,0 | 23,0 | 137,5 | 56,0 | 35,5 | 319,5 |
| 267,0 | 453,0 | 53,0 | 209,5 | 159,0 | 422,0 | 96,0 | 23,0 | 190,5 | 60,0 | 35,5 | 319,5 |

De tekniske data er uforpliktende. De er hverken uttrykk for garanterte egenskaper, funksjoner eller for garantert holdbarhet. Rett til endringer forbeholdes. Våre generelle salgsbetingelser er gjeldene.

Georg Fischer Piping Systems Ltd, Postfach, CH-8201 Schaffhausen/Switzerland

Phone +41 -(0)52-631 1111

e-mail: info.ps@georgfischer.com

Internet: <http://www.gfps.com>