

The powerful, long-life, high-pressure washer. With long hose range for larger cleaning tasks

From gentle cleaning of more soft or sensitive surfaces to blasting away ingrained dirt.

It has a long-lasting induction motor and offers a large range of operation with its 10m steel armed hose.

It is equipped with many invaluable features, when you need to work for longer periods of time; telescopic handle, sturdy wheels, long hose and one-hand operated hose reel as well as a rubber suspension to ensure lower noise.







To increase performance, this Nilfisk comes with Click&Clean connectivity for a range of optional accessories.

These machines offer a wide variety of benefits and features:

- 150 bar, max pressure
- Automatic start/ stop system
- Sturdy build with metal pump and induction motor for long life
- 10m reinforced steelarmed hose for wider coverage and long life or 9m soft hose
- One-hand operated hose reel
- Telescopic handle with sturdy and robust aluminum tubes
- Rubber suspension ensures a lower noise when working
- Easy storage of gun, lance, nozzles and foam sprayer onboard
- Convenient storage of electric cable
- Click&Clean nozzle system ensures quick and easy change of nozzle.
- The X-TRA model features a built-in trolley for increased mobility.
- Can be used as stationary machine with optional wall hook



This powerful Nilfisk high pressure washer easily handles larger and frequent cleaning tasks.

● Standard equipment








Included accessories	Ref. no.	Min. required	E 150.2-10 H X-TRA UK	E 150.2-10 H X-TRA EU	E 150.2-10 PH X-TRA EU	Price	
Price			0,00	0,00	0,00		
Hose and Connection							
	HOSE STEEL ARMED 10M FOR MODEL	128500656	0	●	●	●	0,00
	HOSE TEXTILE SOFT 9M FOR MODEL	128500654	0				0,00
Nozzle - High Pressure Washer							
	C&C POWER SPEED	128501153	0	●	●	●	0,00
	PR TORNADO RED2 LINES CLICK	128500657	0	●	●	●	0,00
Accessory							
	C&C FOAMSPRAYER WITH BOTTLE	128500077	0	●	●	●	0,00
	CLEANING TOOL BLACK	6520844	0	●	●	●	0,00
	G4 NOZZLE TUBE SHORT	128500676	0	●	●	●	0,00



The powerful, long-life, high-pressure washer. With long hose range for larger cleaning tasks

Included accessories		Ref. no.	Min. required	E 150.2-10 H X-TRA UK	E 150.2-10 H X-TRA EU	E 150.2-10 PH X-TRA EU	Price
	G4 SPRAY HANDLE W.SOFT COATING	128500071	0	•	•	•	0,00
	NILFISK PATIO ACCESSORY	128500702	0			•	0,00

• Standard equipment

Included accessories		Ref. no.	Min. required	E 150.2-9 X-TRA EU	E 150.2-9 P X-TRA EU	Price
Price				0,00	0,00	
Hose and Connection						
	HOSE STEEL ARMED 10M FOR MODEL	128500656	0			0,00
	HOSE TEXTILE SOFT 9M FOR MODEL	128500654	0	•	•	0,00
Nozzle - High Pressure Washer						
	C&C POWER SPEED	128501153	0	•	•	0,00
	PR TORNADO RED2 LINES CLICK	128500657	0	•	•	0,00
Accessory						
	C&C FOAMSPRAYER WITH BOTTLE	128500077	0	•	•	0,00
	CLEANING TOOL BLACK	6520844	0	•	•	0,00
	G4 NOZZLE TUBE SHORT	128500676	0	•	•	0,00
	G4 SPRAY HANDLE W.SOFT COATING	128500071	0	•	•	0,00
	NILFISK PATIO ACCESSORY	128500702	0		•	0,00



The powerful, long-life, high-pressure washer. With long hose range for larger cleaning tasks

Model	E 150.2-10 H X-TRA UK	E 150.2-10 H X-TRA EU	E 150.2-10 PH X-TRA EU
Ref. no.	128471201	128471200	128471202

Technical specifications



Pump pressure (bar/MPa)	Max 150/ max 15	Max 150/ max 15	Max 150/ max 15
Voltage (V)	230 - 240	230 - 240	230 - 240
Rated power (kW)	2.1	2.1	2.1
Power consumption (A)	10	10	10
Water flow Qmax/Qiec (l/h)	500/ 400	500/ 400	500/ 400
Hose length (m)	10	10	10
Max. inlet temperature (°C)	40	40	40
Length x width x height (mm)	395 x 345 x 900	395 x 345 x 900	395 x 345 x 900
Weight (kg)	19.8	19.8	19.8

Model	E 150.2-9 X-TRA EU	E 150.2-9 P X-TRA EU
Ref. no.	128470766	128470767

Technical specifications












Pump pressure (bar/MPa)	Max 150/ max 15	Max 150/ max 15
Voltage (V)	230 - 240	230 - 240
Rated power (kW)	2.1	2.1
Power consumption (A)	10	10
Water flow Qmax/Qiec (l/h)	500/ 400	500/ 400
Hose length (m)	10	10
Max. inlet temperature (°C)	40	40
Length x width x height (mm)	395 x 345 x 900	395 x 345 x 900
Weight (kg)	19.8	19.8

● Standard equipment, ○ Supplementary accessories, □ Mountable equipment













Accessories	Ref. no.	Min. required	E 150.2-10 H X-TRA UK	E 150.2-10 H X-TRA EU	E 150.2-10 PH X-TRA EU	Price	
Price			0,00	0,00	0,00		
Brush							
	AUTOBRUSH ALONE	6411131	0	○	○	○	0,00
	Car brush head	128500463	0	○	○	○	0,00



The powerful, long-life, high-pressure washer. With long hose range for larger cleaning tasks







Accessories	Ref. no.	Min. required	E 150.2-10 H X-TRA UK	E 150.2-10 H X-TRA EU	E 150.2-10 PH X-TRA EU	Price
 FIXED BRUSH SHORT NILFISK SP	128500685	0	○	○	○	0,00
 Garden brush head	128470457	0	○	○	○	0,00
 RIM BRUSH HEAD	128470458	0	○	○	○	0,00
 ROTARY BRUSH	6410762	0	○	○	○	0,00
 ROTARY BRUSH	126411395	0	○	○	○	0,00
Accessory						
 C&C FOAMSPRAYER WITH BOTTLE	128500077	0	●	●	●	0,00
 CLEANING TOOL BLACK	6520844	0	●	●	●	0,00
 DRAIN AND TUBE 8M	128500461	0	○	○	○	0,00
 DRAIN AND TUBE CLEANER ALTO	6410766	0	○	○	○	0,00
G4 NOZZLE TUBE SHORT	128500676	0	●	●	●	0,00
 G4 SPRAY HANDLE W.SOFT COATING	128500071	0	●	●	●	0,00
 INLET SUCTION HOSE 3M	128500673	0	○	○	○	0,00

The powerful, long-life, high-pressure washer. With long hose range for larger cleaning tasks




Accessories	Ref. no.	Min. required	E 150.2-10 H X-TRA UK	E 150.2-10 H X-TRA EU	E 150.2-10 PH X-TRA EU	Price
 MULTI BRUSH	128470456	0	○	○	○	0,00
 NILFISK C&C SUPER FOAM SPRAYER	128500938	0	○	○	○	0,00
 NILFISK PATIO ACCESSORY	128500702	0	○	○	●	0,00
 NILFISK POWER PATIO	128500955	0	○	○	○	0,00
 NILFISK WATER FILTER	128500674	0	○	○	○	0,00
 ROOF CLEANER	128470040	0	○	○	○	0,00
 UNDERCHASSIS SPRAY LANCE	6410763	0	○	○	○	0,00
 VSB SET - GREEN	6410891	0	○	○	○	0,00
 WALL HOOK	106411386	0	○	○	○	0,00
 WATER SUCTION KIT	126411387	0	○	○	○	0,00
Nozzle - High Pressure Washer						
 C&C CAR NOZZLE	6411136	0	○	○	○	0,00
 C&C POWER SPEED	128501153	0	●	●	●	0,00



The powerful, long-life, high-pressure washer. With long hose range for larger cleaning tasks












Accessories		Ref. no.	Min. required	E 150.2-10 H X-TRA UK	E 150.2-10 H X-TRA EU	E 150.2-10 PH X-TRA EU	Price
	PR TORNADO RED2 LINES CLICK	128500657	0	●	●	●	0,00
	UNDER CARRIAGE SPRAY NOZZLE	6411135	0	○	○	○	0,00
Hose and Connection							
	HOSE STEEL ARMED 10M FOR MODEL	128500656	0	●	●	●	0,00
	HOSE TEXTILE SOFT 9M FOR MODEL	128500654	0				0,00
	NILFISK BA VALVE COMP. GARDENA	106411177	0	○	○	○	0,00
Accessory Kit							
	MULTI BRUSH KIT	128470459	0	○	○	○	0,00
	O-RING KIT CONSUMER HPW	128500292	0	○	○	○	0,00

● Standard equipment, ○ Supplementary accessories, □ Mountable equipment













Accessories		Ref. no.	Min. required	E 150.2-9 X-TRA EU	E 150.2-9 P X-TRA EU	Price	
Price				0,00	0,00		
Brush							
	AUTOBRUSH ALONE	6411131	0	○	○	0,00	
	Car brush head	128500463	0	○	○	0,00	
	FIXED BRUSH SHORT NILFISK SP	128500685	0	○	○	0,00	



The powerful, long-life, high-pressure washer. With long hose range for larger cleaning tasks






Accessories		Ref. no.	Min. required	E 150.2-9 X-TRA EU	E 150.2-9 P X-TRA EU	Price
	Garden brush head	128470457	0	○	○	0,00
	RIM BRUSH HEAD	128470458	0	○	○	0,00
	ROTARY BRUSH	6410762	0	○	○	0,00
	ROTARY BRUSH	126411395	0	○	○	0,00
Accessory						
	C&C FOAMSPRAYER WITH BOTTLE	128500077	0	●	●	0,00
	CLEANING TOOL BLACK	6520844	0	●	●	0,00
	DRAIN AND TUBE 8M	128500461	0	○	○	0,00
	DRAIN AND TUBE CLEANER ALTO	6410766	0	○	○	0,00
	G4 NOZZLE TUBE SHORT	128500676	0	●	●	0,00
	G4 SPRAY HANDLE W.SOFT COATING	128500071	0	●	●	0,00
	INLET SUCTION HOSE 3M	128500673	0	○	○	0,00
	MULTI BRUSH	128470456	0	○	○	0,00

The powerful, long-life, high-pressure washer. With long hose range for larger cleaning tasks

Accessories	Ref. no.	Min. required	E 150.2-9 X-TRA EU	E 150.2-9 P X-TRA EU	Price
 NILFISK C&C SUPER FOAM SPRAYER	128500938	0	○	○	0,00
 NILFISK PATIO ACCESSORY	128500702	0	○	●	0,00
 NILFISK POWER PATIO	128500955	0	○	○	0,00
 NILFISK WATER FILTER	128500674	0	○	○	0,00
 ROOF CLEANER	128470040	0	○	○	0,00
 UNDERCHASSIS SPRAY LANCE	6410763	0	○	○	0,00
 VSB SET - GREEN	6410891	0	○	○	0,00
 WALL HOOK	106411386	0	○	○	0,00
 WATER SUCTION KIT	126411387	0	○	○	0,00
Nozzle - High Pressure Washer					
 C&C CAR NOZZLE	6411136	0	○	○	0,00
 C&C POWER SPEED	128501153	0	●	●	0,00
 PR TORNADO RED2 LINES CLICK	128500657	0	●	●	0,00



The powerful, long-life, high-pressure washer. With long hose range for larger cleaning tasks

Accessories		Ref. no.	Min. required	E 150.2-9 X-TRA EU	E 150.2-9 P X-TRA EU	Price
	UNDER CARRIAGE SPRAY NOZZLE	6411135	0	○	○	0,00
Hose and Connection						
	HOSE STEEL ARMED 10M FOR MODEL	128500656	0			0,00
	HOSE TEXTILE SOFT 9M FOR MODEL	128500654	0	●	●	0,00
	NILFISK BA VALVE COMP. GARDENA	106411177	0	○	○	0,00
Accessory Kit						
	MULTI BRUSH KIT	128470459	0	○	○	0,00
	O-RING KIT CONSUMER HPW	128500292	0	○	○	0,00