
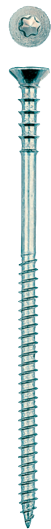



## The adjustable screw for fast and infinitely adjustable installation of timber constructions



Stand-off installations



Stand-off installations

### BUILDING MATERIALS

- Wood and wooden materials or wooden panels

### ADVANTAGES

- The special operating principle of the adjustable screw JUSS allows for infinite adjustment. This saves on the use of wedges and blocks when fixing the fixture.
- The self-drilling thread of the adjustable screw JUSS cuts directly into the wood. As such, no pre-drilling is required.

### APPLICATIONS

- Substructures made of wooden battens of 20-25 mm thickness.

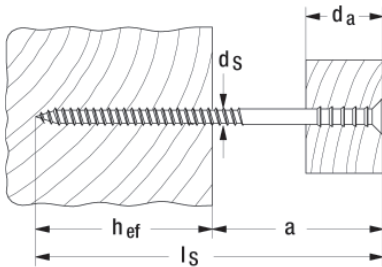
### FUNCTIONING

- The JUSS is suitable for push-through installation.
- Once the screw has been screwed in, the parallel thread below the screw head causes the fixture to initially pull against the substrate. The fixture distance can then be infinitely adjusted by modifying the rotation direction.

### TECHNICAL DATA



Self-drilling adjustable screw **JUSS** for  
☉ - bit T25



| Item         | Art.-No. | Effect. anchorage depth<br>$h_{ef}$<br>[mm] | Max. distance<br>$a$<br>[mm] | Screw<br>$d_s \times l_s$<br>[mm] | Max. timber thickness<br>$d_a$<br>[mm] | Drive | Sales unit<br>[pcs] |  |
|--------------|----------|---|------------------------------|-----------------------------------|--|-------|---------------------|--|
| JUSS 6 x 60  | 059040   | 30  | 30                           | 6 x 60                            | 20                                     | T25   | 100                 |  |
| JUSS 6 x 70  | 059041   | 30  | 40                           | 6 x 70                            | 25                                     | T25   | 100                 |  |
| JUSS 6 x 80  | 059042   | 30  | 50                           | 6 x 80                            | 25                                     | T25   | 100                 |  |
| JUSS 6 x 90  | 059043   | 30  | 60                           | 6 x 90                            | 25                                     | T25   | 100                 |  |
| JUSS 6 x 100 | 059044   | 30  | 70                           | 6 x 100                           | 25                                     | T25   | 100                 |  |
| JUSS 6 x 110 | 059045   | 30  | 80                           | 6 x 110                           | 25                                     | T25   | 100                 |  |
| JUSS 6 x 120 | 059046   | 30  | 90                           | 6 x 120                           | 25                                     | T25   | 100                 |  |
| JUSS 6 x 145 | 059047   | 30  | 115                          | 6 x 145                           | 25                                     | T25   | 100                 |  |

