



Platon DE25 Xtra



Premium water storage
and drainage element
for flat green roofs

Platon DE25 Xtra

Premium water storage and drainage element

The Platon DE25 Xtra is a further development of the proven Platon DE25, based on Isola's decades of experience.

Manufactured from high quality deep drawn recycled HDPE with an improved water storage, an improved compressive strength and 36 % contact area towards the surface of roof membrane.

The Platon DE25 Xtra offers a premium quality that hardly any comparable product may have.

Water storage capacity

In a flat green roof construction offers the 21 mm high element a water storage capacity of 8.4 l/m². The large water reservoir supplies the green areas with enough water even in a dry period of time. At the same time, the cavity between the maximum water level and the filter fleece avoids that the vegetation layer is staying wet for a longer time.

Contact area towards roof membrane

The angular shape results in an enormous contact area towards roof membrane of 36 %. This is clear more than the usual conical studs have and prevents the roof membrane against strong point loads.


Compressive strength

The area density (grammage) of only 1100 gr/m² combined with special shape of the studs results in a compressive strength of 123 kPa unfilled with only 12 % deformation.

Application areas

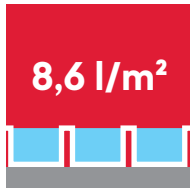


As a drainage and storage element under extensive flat green roofs in a multi-layer construction.

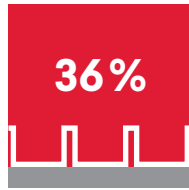


As a drainage element under thin-layer pedestrian pathways. Installed in gravel beds without compacted base layer, without filter fleece. Directly filled and overfilled with bedding material.


Functions that matter



Water storage capacity



Contact area towards roof membrane




Compression strength unfilled with 12 % deformation



Water storage and drainage capacity

Platon DE 25Xtra stores up to 8.6 l/m² of rainwater. Excess water is drained through the holes into the cavities below and is effectively channeled to the edge of the roof.



Humidity for dry times

The rainwater stored in the chambers supplies the overlying substrate and planting with water during dry periods.

Product specification

Material	Recycled HDPE, black
Dimension/sheet	1,13 x 2,26 m
Delivery unit	270 sheets/pal. (689,5 m ²)
Weight	1100 g/m ²
Thickness	1,00 mm
Height	21 mm
Water storage capacity	8,6 l/m ²
Fill	10,3 l/m ²
Contact area towards roof membrane	36 %
Compression strength unfilled, 12 % deformation	123 kPa
Compression strength filled*	1000 kPa

*Expanded slate 8-16 mm

Water flow capacity in the plane*

i = 0,01 (roof pitch 1 %)	0,49 l/(m·s)
i = 0,02 (roof pitch 2 %)	0,70 l/(m·s)

*DIN EN ISO 12958, compression 20 kPa





***Build
simply
better***

