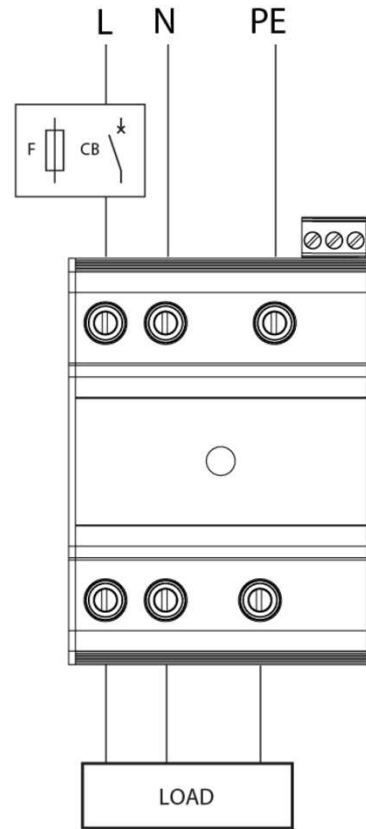


Install Manual

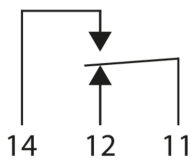
SFD1-20-100-275-A



Installation



Alarm

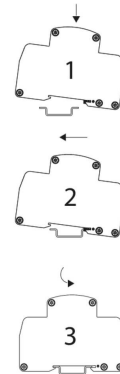


11-12 open	✓
11-14 closed	✓
11-12 closed	✗
11-14 open	✗

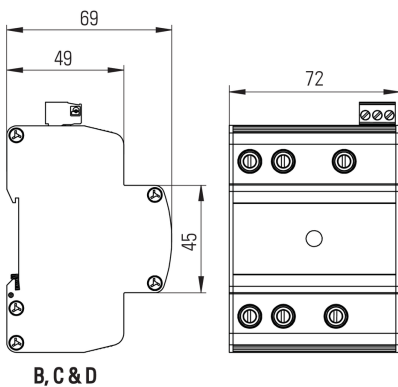
Terminals

Terminal Type		
min Capacity	2.5 mm ²	0.5 mm ²
max Capacity	16 mm ²	2.5 mm ²
Torque	2 Nm	0.6 Nm
Wire Stripping Length		

Mounting



Dimensions



Electrical Specifications

Connection type		Series
Modes of protection		L-N, L-PE, N-PE
Nominal voltage	U_0	230VAC
Short circuit withstand level	I_{SSCR}	25kA
Maximum backup fuse		20A
Earth leakage current	I_{PE}	<math>< 10\mu A</math>

Mechanical Specifications

Minimum operating temperature		-40°C
Maximum operating temperature		70°C
Minimum operating humidity		5%
Maximum operating humidity		95%
Mounting method		TS35 DIN Rail
Environmental rating		IP20