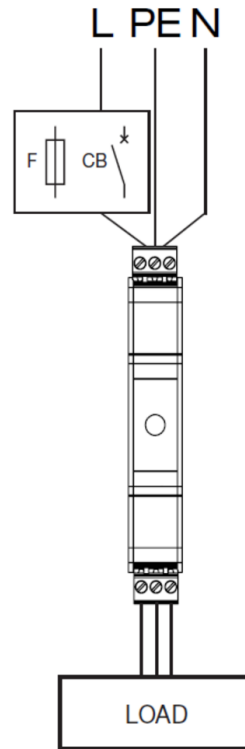


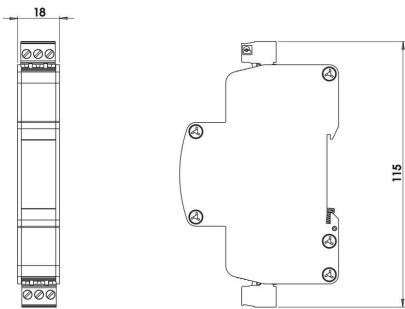
SSP1-16-15-275



Installation



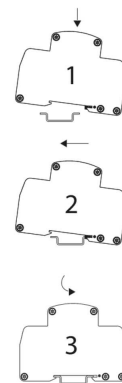
Dimensions



Terminals

| | |
|----------------------|---------------------|
| Terminal Type | |
| min Capacity | 0.5 mm ² |
| max Capacity | 2.5 mm ² |
| Torque | 0.6 Nm |
| Wire Striping Length | |

Mounting



Specifications

Electrical Specifications

| | | |
|---------------------|-------|-----------------|
| Connection type | | Series |
| Modes of protection | | L-N, L-PE, N-PE |
| Number of ports | | 2 |
| Number of phases | | 1 |
| Location | | Indoor |
| Nominal voltage | U_0 | 230VAC |
| Maximum backup fuse | | 16A |

Mechanical Specifications

| | | |
|-------------------------------|--|---------------|
| Minimum operating temperature | | -40°C |
| Maximum operating temperature | | 70°C |
| Minimum operating humidity | | 5% |
| Maximum operating humidity | | 95% |
| Mounting method | | TS35 DIN Rail |
| Environmental rating | | IP20 |