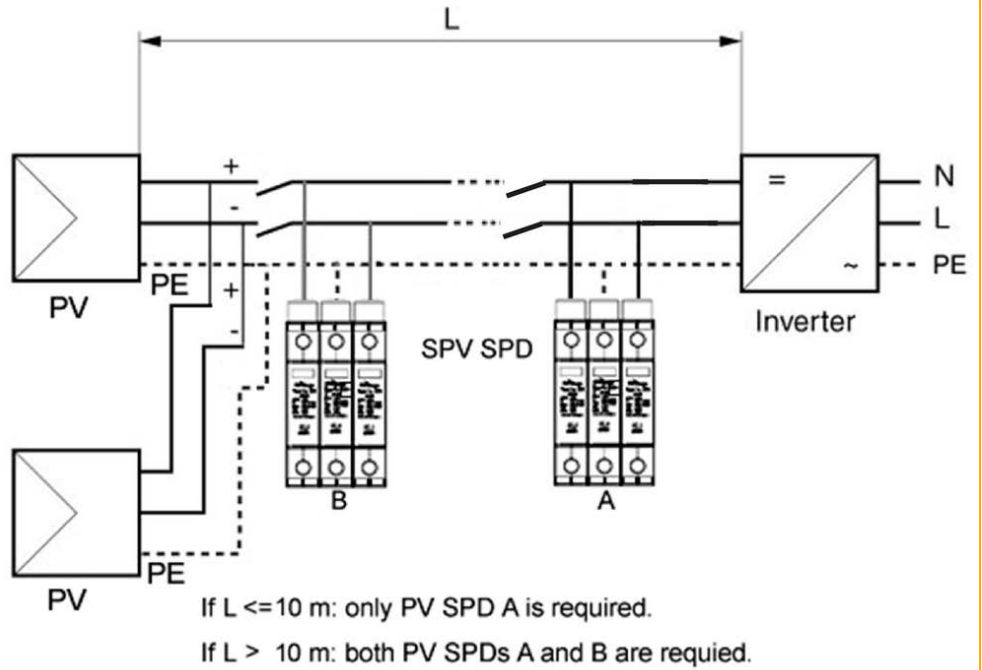


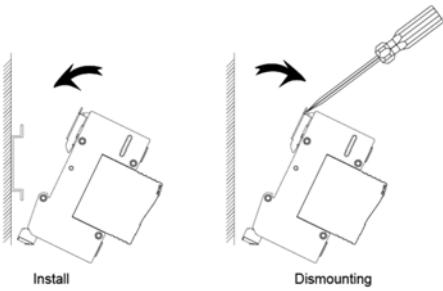
SDPV-40-1000



Installation



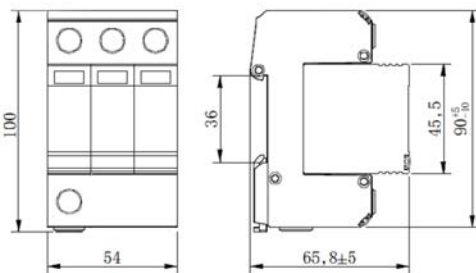
Mounting



Electrical Specifications

Connection type		Shunt
Modes of protection	\mathcal{P}	(+)-(-), (+)-PE, (-)-PE
Number of ports		1
Location		Indoor
Nominal voltage	U_0	1000VDC
Short circuit withstand level	I_{SSCR}	40kA
Recommended SCB		SCB1-3-80
Earth leakage current	I_{PE}	<2 μ A

Dimension



Mechanical Specifications

Minimum operating temperature		-40°C
Maximum operating temperature		85°C
Minimum operating humidity		5%
Maximum operating humidity		95%
Mounting method		TS35 DIN Rail
Environmental rating		IP20
Terminal capacity - power		35mm ²
Terminal screw torque - power		2Nm
Length		100mm
Width		54mm
Height		66mm