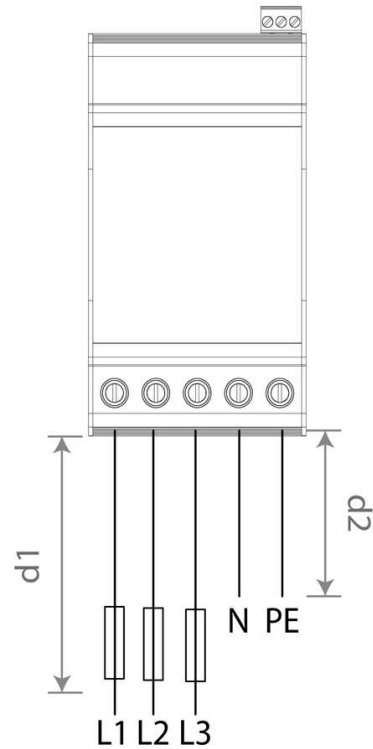


Install Manual

# SDN3-100-275

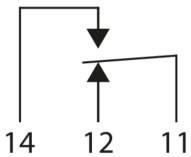


## Installation



$$d1 + d2 \leq 0,5m$$

## Alarm

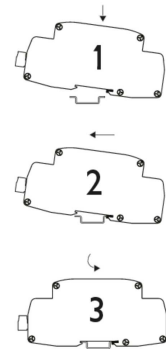


11-12 open	✓
11-14 closed	✓
11-12 closed	✗
11-14 open	✗

## Terminal Information

Terminal Type		
min Capacity	2.5 mm <sup>2</sup>	0.5 mm <sup>2</sup>
max Capacity	16 mm <sup>2</sup>	2.5 mm <sup>2</sup>
Torque	2 Nm	0.6 Nm
Wire Striping Length		

## Mounting Information



### Electrical Specifications

Connection type		Shunt
Modes of protection		L-N, N-PE
Number of ports		1
Location		Indoor
Short circuit withstand level	$I_{SSCR}$	25kA
Maximum backup fuse		63A
Recommended SCB		SCB1-3-80
Earth leakage current	$I_{PE}$	<10μA

### Mechanical Specifications

Minimum operating temperature		-40°C
Maximum operating temperature		70°C
Minimum operating humidity		5%
Maximum operating humidity		95%
Mounting method		TS35 DIN Rail/Optional Panel kit
Environmental rating		IP20