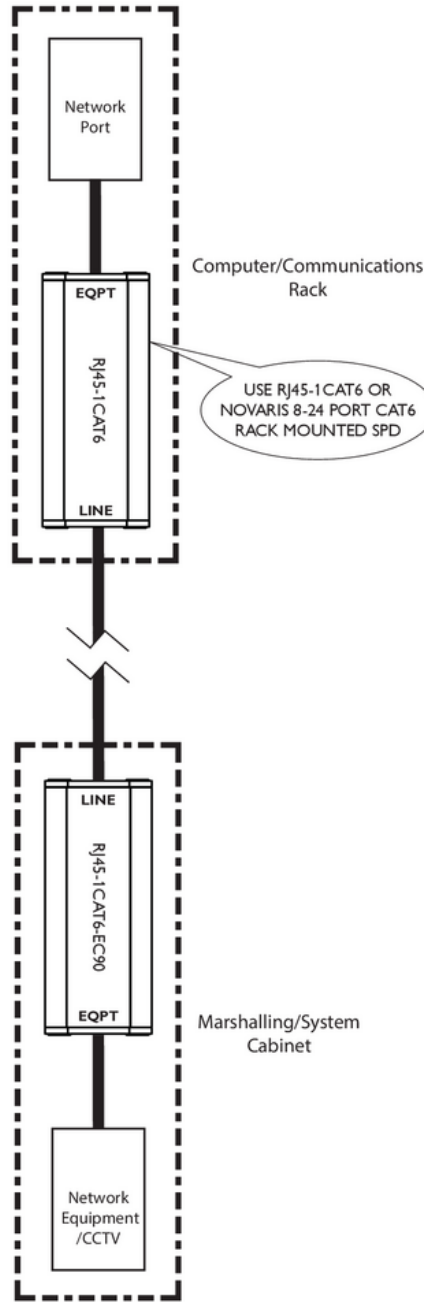


Install manual

RJ45-1CAT6-EC90

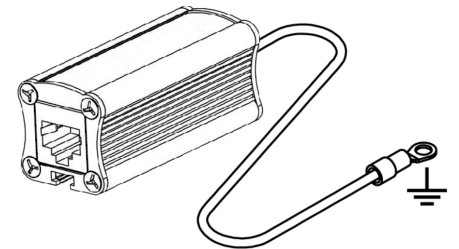


Installation

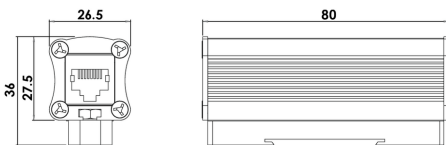


The EC90 version of this SPD has an isolated earth connection and it is recommended that this is installed at the field end of the cable run in conjunction with a standard unit at the network switch/controlling end of the cable. This will eliminate any earth loop issues when screened cable is used.

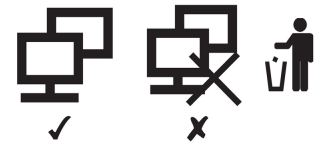
Earthing



Dimensions



Replacing



- Replace defective product
- Recycle according to national rules for recycling of electronic products

Electrical Specifications

Connection type		Series
Number of lines		4 pairs and shield
Modes of protection		Transverse and Common
Maximum continuous voltage (DC)	U_c	6V
Maximum discharge current (8/20 μ s)	I_{max}	5kA
Maximum common mode discharge current (8/20 μ s)		10kA

Mechanical Specifications

Minimum operating temperature		-40°C
Maximum operating temperature		85°C
Minimum operating humidity		5%
Maximum operating humidity		95%
Earthing		90V isolation

Shipping Specifications

Weight 200g