



## REGA#DVS-P Product Specifications

### CONSTRUCTION

The REGA#DVS-P is manufactured from steel sheet, powder coated. Standard color white (RAL 9010).

Other color finishes are available to special order quantities.

The valve body has a gasket, made of cellular plastic and the control disc, with screw spindle, enables easy regulation and positional locking.

### REGULATION AND MEASUREMENTS

Regulation of airflow is achieved by turning the control disc to change adjustment dimension  $s$  (mm). The measurement of airflow is made by a pressure difference measurement with a separate measuring tube. Refer to airflow measurement diagrams for information.

### Packaging

The REGA#DVS-P is packed per 7 Pieces in a box.

### Features & Benefits

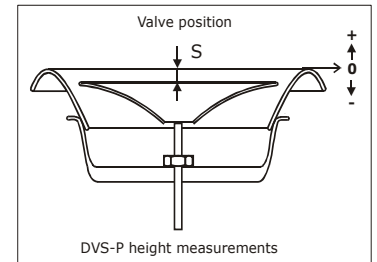
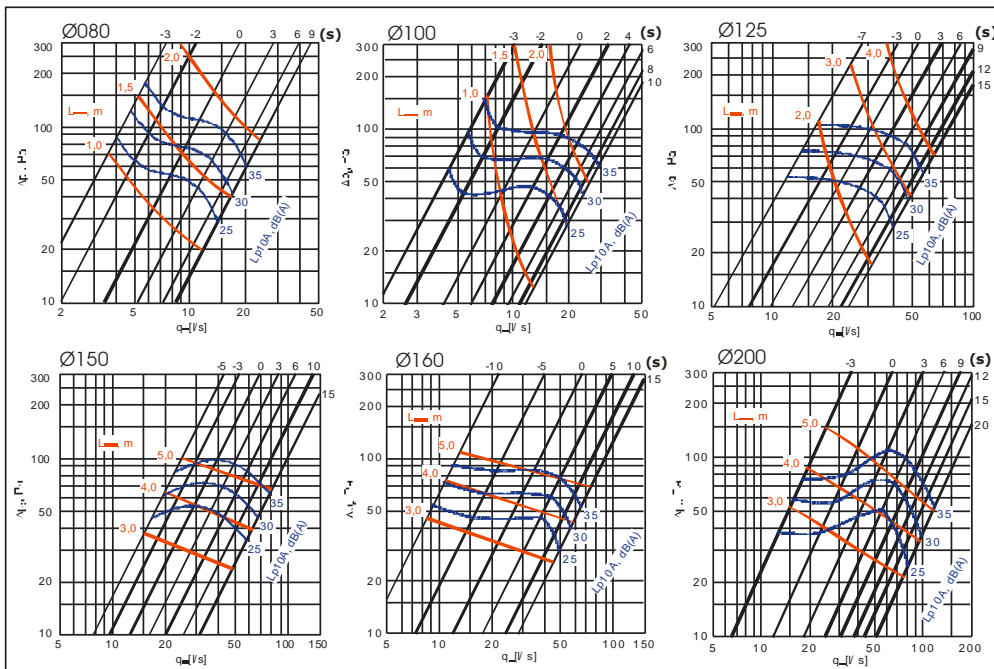
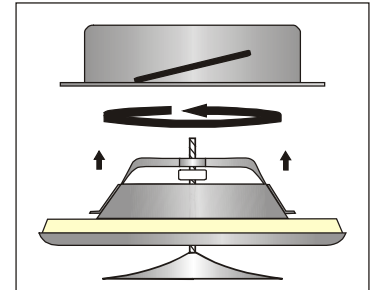
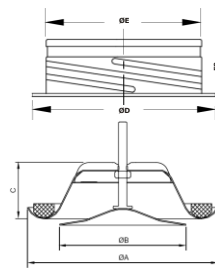
#### Powder coated valve including fixing collar

REGA#DVS is an exhaust valve suitable for houses, offices etc.

- Good adjusting features
- Low noise level
- Quick and easy to install
- Airflow easy to measure

### DIMENSIONS IN MILLIMETRES

REGA#DVS-P	Ø080	Ø100	Ø125	Ø150	Ø160	Ø200
A	116	140	170	202	202	254
B	76	92	111	135	135	194
C	40	40	46	54	54	64
Weight	150 gr	170 gr	230 gr	340 gr	340 gr	550 gr
D	105	125	150	175	185	225
E	79	99	124	149	159	199
Weight	80 gr	100 gr	120 gr	180 gr	190 gr	240 gr



All technical data is reproduced here for guidance and general information purposes only. Please confirm values prior to purchase. All technical specifications are subject to change without prior notice. Please ask for detailed literature on any specific product retaining your interest.

Customer Enquiries: Tel: +31 53 4302675 Fax: +31 53 4302685

REGA flexi-duct © copyrights 2012



**SOUND POWER LEVEL  $L_{W}$**

REGA# DVS-P	CORRECTION $K_{oct}$ (dB)						
	Middle frequency by octave band (Hz)						
	125	250	500	1000	2000	4000	8000
080	2	2	1	0	-3	-9	-17
100	7	3	2	-2	-6	-14	-30
125	3	6	4	-3	-11	-21	-37
150	7	5	3	-2	-10	-20	-34
160	6	7	3	-3	-11	-27	-34
200	7	6	3	-2	-10	-25	-34
Tol.±	3	2	2	2	2	2	3

Sound power levels by octave bands are obtained by adding to total sound pressure level  $L_{p10A}$ , dB(A) the corrections  $K_{Oct}$  presented in the table according to the following formula:

$L_{Woct} = L_{p10A} + K_{Oct}$	Correction $K_{Oct}$ is average value in range of use of <b>REGA# DVS-P</b> unit.
---------------------------------	---

**DEFINITIONS**

$q_v$	air volume	(m <sup>3</sup> /h)
$\Delta p_t$	total pressure drop	(Pa)
$L_{p10A}$	sound pressure level with 4 dB room attenuation (10 m <sup>2</sup> sab)	[dB(A)]
$L_{Woct}$	sound power level by octave bands	(dB)
$\Delta L$	sound attenuation	(dB)
$K_{Oct}$	correction	(dB)

REGA# DVS-P	Adjustment s (mm)	SOUND ATTENUATION $\Delta L$							
		Middle frequency by octave band (Hz)							
		63	125	250	500	1000	2000	4000	8000
080	-3	24	21	16	12	9	7	5	5
	3	24	19	13	10	7	4	4	4
	9	24	19	13	9	6	3	3	4
100	-3	24	19	13	10	9	9	11	9
	6	23	16	11	7	6	5	6	6
	10	23	17	11	7	5	5	5	6
125	-7	19	16	11	7	4	4	5	6
	0	18	16	10	6	4	3	4	6
	15	19	15	9	5	3	2	3	4
150	-5	20	13	10	7	5	4	5	5
	3	19	12	9	5	4	3	4	4
	15	19	12	8	4	3	2	4	3
160	-5	18	13	10	6	5	5	5	6
	5	17	12	9	5	4	3	4	4
	10	17	12	8	5	4	3	4	3
200	3	17	12	8	7	7	5	7	6
	6	17	12	7	6	6	5	7	5
	12	17	11	6	5	5	4	6	5
Tol. ±	6	3	2	2	2	2	2	2	3

The average sound attenuation  $\Delta L$  from duct to room including the end reflection of the connecting duct in ceiling installation, is obtained in the table above.